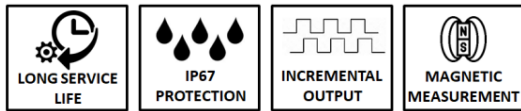




- High accuracy and repeatability
- Magnetic measurement
- Contactless / non-friction system
- High tolerance to vibration and shocks
- Measuring up to 20 meters
- Resistant to dust, oil and moisture
- No maintenance required
- Robust aluminum body
- IP67 protection class
- Easy installation

MLC 310 magnetic linear encoder systems measure non-contactly and gives the output signal as an incremental encoder pulse.

They are not affected by external factors due to its compact design. MLC 310 sensor is housed along the aluminum profile. Extra protection from dust, dirt and chips is provided by having a double seal protection system. It is the ideal solution for machining environments. It can be produced up to a measuring length of 20.000 mm.



MLC 310 Series Linear Encoders Are Mainly Used In:

- Lathes, Milling, Drilling, Grinding Machines
- Sheet Metal Working Machines
- Welding Machines
- Bending Machines
- Robotics/Materials Handling
- Marble Machines
- Wood Cutting Machines
- PVC Profile Cutting Machines
- Glass Working Machinery
- Etc...

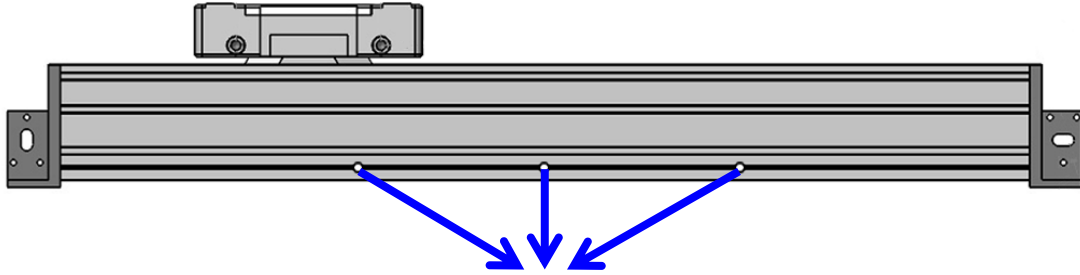
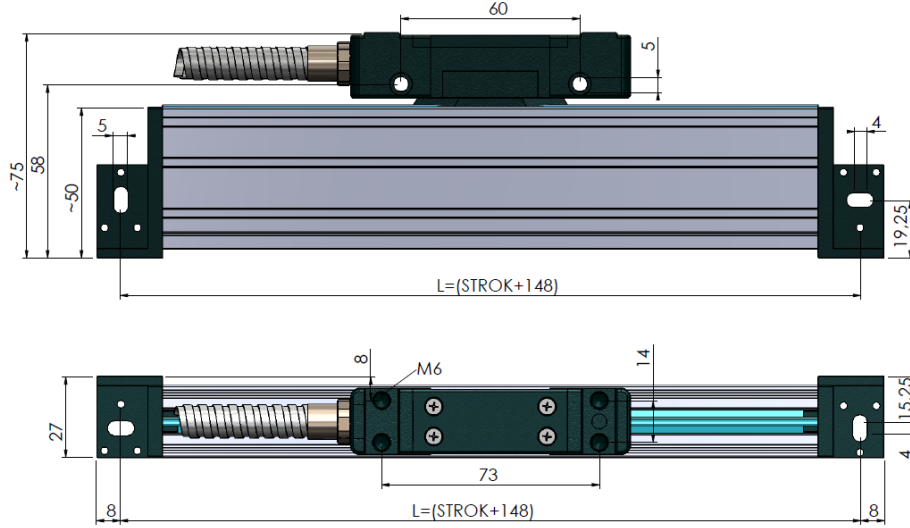
Technical Specifications	
Resolution	5µm, 10µm, 25µm, 50 µm, 62.5µm, 100µm (optional other resolutions)
Measuring Principle	Magnetic
Output Type	Push-Pull or TTL RS422 Line Driver
Output Signals	A, /A, B, /B, Z, /Z
Input Current	Maximum 40 mA per channel
Supply Voltage	PPL: 10..30 VDC or TTL: 5 VDC
Body Material	Sensor: Nickel Plated Aluminum Scale Profile: Anodized Aluminum
Electrical Connection	D-Sub 9 Pin, 5 or 8 x 0,14 mm ² shielded cable
Tape Reading Distance	0,1 mm to 2 mm
Accuracy	± 40 µm/m max.
Operating Speed	3 m/s
Repeatability	± 1 Pulse
Operating Temperature	25°C ... +85°C
Protection Class	IP67

Standard Stroke Lengths (mm)

100	120	150	170	200	220	250	270	300	320
350	370	400	420	450	470	500	520	550	570
600	650	700	750	800	850	900	950	1000	1100
1200	1300	1400	1500	1600	1700	1800	2000	3000	4000

*Please contact for other strokes.

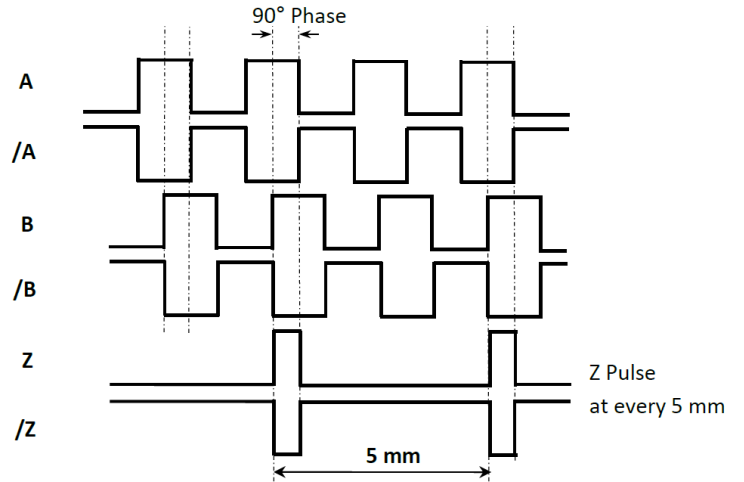
Mechanical Dimensions



For long scale installations, generally it is not enough to fix the scale in 2 ends. In such cases, mounting holes can be opened over the lowest line on the ruler profile. Mounting holes can be opened from the desired location along the line with a diameter of 6 mm. Thus, long rulers can be secured in a healthy way.

Electrical Connections

SIGNAL	CABLE COLOR	D-SUB 9 PIN / SOCKET PIN NO
A	Yellow	1
/B	White	2
+V	Red	3
0V	Black	4
/A	Blue	5
B	Green	6
/Z	Grey	7
Z	Pink	8
-	Shield	9



Order Details

Magnetic Tape

B5

MLC310 - X X - X X - X X X - X - X X - X X - X X X mm

Power Supply and Output

TTL : 5VDC Supply Voltage,
5 VDC TTL RS422 Line Driver Signal Output
PP : 10...30 VDC Supply Voltage,
10...30 VDC Push-Pull Signal Output
HTL : 10...30 VDC Supply Voltage,
5 VDC TTL RS422 Line Driver Signal Output
HPL : 5...30 VDC Supply Voltage,
5...30 VDC Push-Pull Signal Output

Cable Length

3M : 3 meters
3.5M : 3,5 meters
4M : 4 meters
5M : 5 meters
6M : 6 meters
7M : 7 meters
8M : 8 meters
9M : 9 meters
10M : 10 meters
15M : 15 meters
* Please ask for other options

Measuring Stroke

See standard stroke lengths table, contact for other stroke lengths.

Model

Resolution

05 : 5µm | **10** : 10µm
25 : 25µm | **50** : 50µm
62 : 62,5µm | **100** : 100µm

Signal Output Types

2 : A, B | **3** : A, B, Z
4 : A, /A, B, /B | **6** : A, /A, B, /B, Z, /Z
Z : Standard, Z Signal at every 5 mm

Cable Type

C : PUR Cable
S : Spiral

Atek Elektronik Sensör Teknolojileri Sanayi ve Ticaret A.Ş.

Gebze OSB, 800. Sokak, No:814 Gebze/KOCAELİ/TURKEY

Tel: +90 262 673 76 00

Fax: +90 262 673 76 08

www.ateksensor.com

info@ateksensor.com